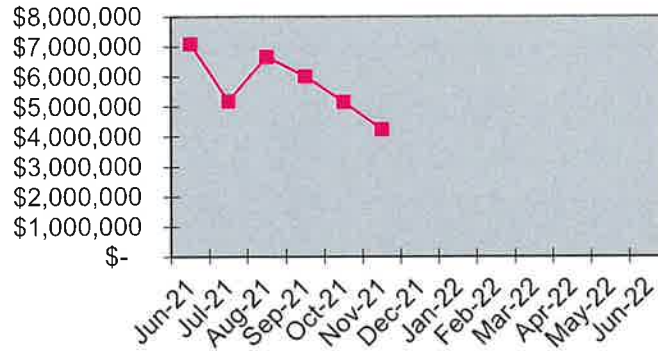


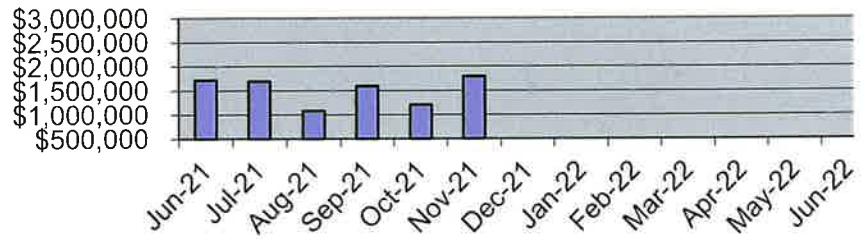
## River Valley School District Board Financial Report November 2021

Month End Cash Balance	
	Actual
Jun-21	\$ 7,105,251
Jul-21	\$ 5,189,188
Aug-21	\$ 6,662,675
Sep-21	\$ 6,023,607
Oct-21	\$ 5,165,308
Nov-21	\$ 4,234,996
Dec-21	
Jan-22	
Feb-22	
Mar-22	
Apr-22	
May-22	
Jun-22	
Checks	
	\$ Amount
Jun-21	\$ 1,716,455
Jul-21	\$ 1,693,499
Aug-21	\$ 1,077,674
Sep-21	\$ 1,588,259
Oct-21	\$ 1,207,495
Nov-21	\$ 1,790,286
Dec-21	
Jan-22	
Feb-22	
Mar-22	
Apr-22	
May-22	
Jun-22	
Revenues	
	\$ Amount
Jun-21	\$ 1,760,526
Jul-21	\$ 347,812
Aug-21	\$ 2,880,702
Sep-21	\$ 1,069,568
Oct-21	\$ 1,151,993
Nov-21	\$ 955,055
Dec-21	\$ 224,299
Jan-22	
Feb-22	
Mar-22	
Apr-22	
May-22	
Jun-22	

### Actual Cash Balance

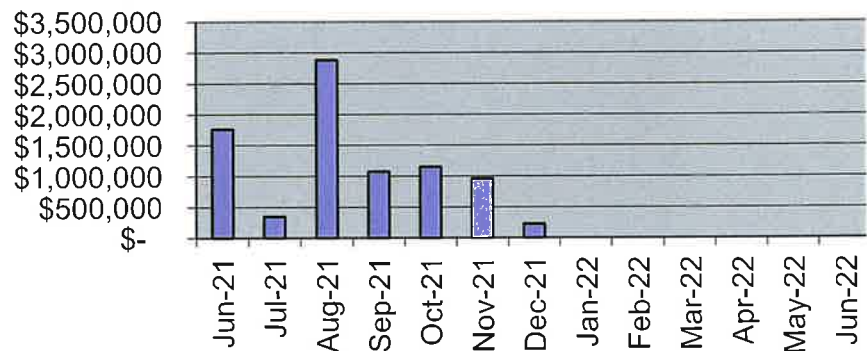


### Check Disbursements



Month Ending

### Revenues



**November 2021**

**The Peoples Community Bank**

Beginning Balance	\$ 4,603,990.03
ADD: Total Credits	\$ 224,298.79
LESS: Total Debits	\$ 1,548,347.67
	<u>\$ 3,279,941.15</u>

**Local Government Investment Pool**

#1 (general account)	\$ 955,054.97
#2 (fund 49 - building fund)	\$ 910,080.92
#3 (fund 39 - debt service)	\$ -
#4 (Misc. Project)	\$ -

Subtotal \$ 1,865,135.89

**LESS: Short term loan** \$ -

Ending Balance \$5,145,077.04